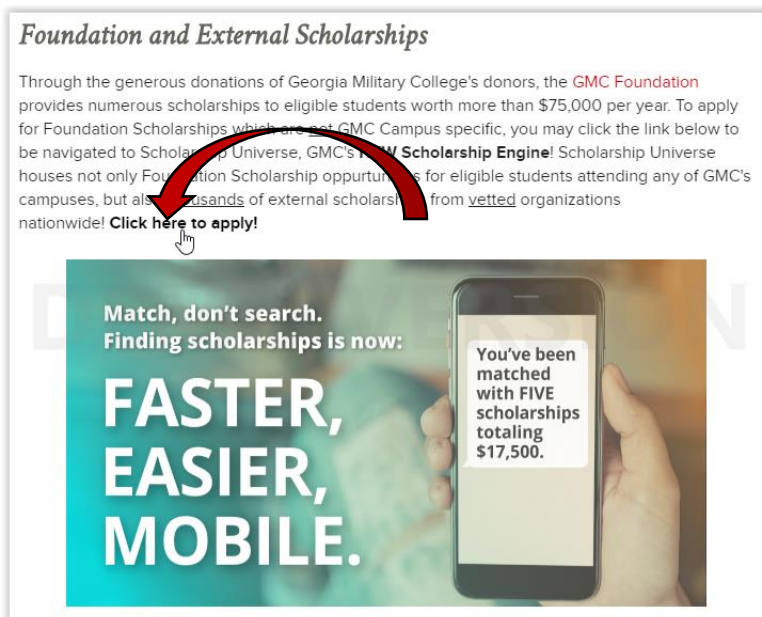




Scholarship Universe Portal Instructions

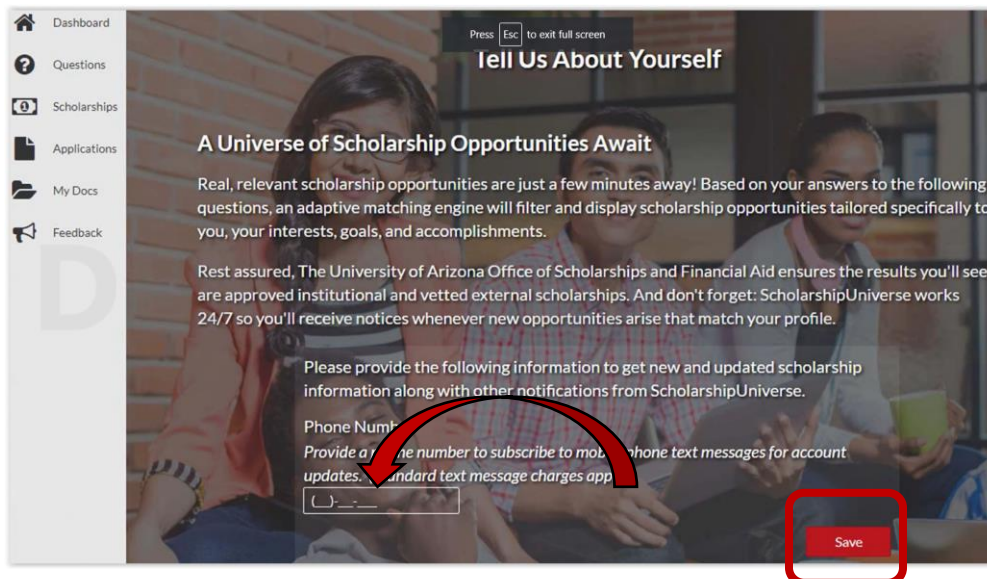
Step 1: Logging In

- ✓ GMC Students will log into Scholarship Universe, using your GMC Portal username and password, by going to the [“Scholarship Opportunities”](#) section of GMC Financial Aid Website.



Step 2: Creating Your Profile

- ✓ If this is the first time you are logging in, you may choose to opt-in to receive text messaging reminders by enter in your cell number and clicking submit. In addition to email you, Scholarship Universe will text you scholarship reminders!



Step 3: Answer Questions

- ✓ You will now begin answering questions in order to match to various scholarships!
 - Many questions will be prefilled, such as your declared major at GMC, cumulative GPA, SAP Status, etc. The system will ask you to confirm these are accurate, prior to submitting.
 - There are a lot of questions, so be sure to set aside a block of time to complete these. You may even come back another day to finish – don't worry, the system will save your progress.
 - If at any time you wish to stop answering questions – you may. The system will tell you what scholarships you are eligible for based on the questions you have answered. Each question you answer will help you get matched to more scholarship opportunities!

Please complete the following:

What is your cumulative GPA? ⓘ

N/A

What is your current or intended enrollment status for the academic year?

N/A

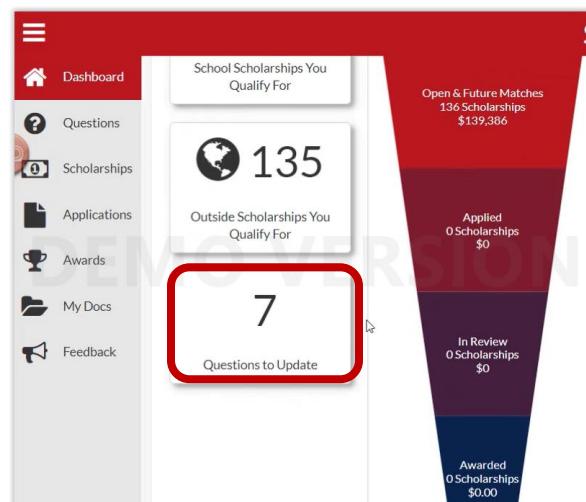
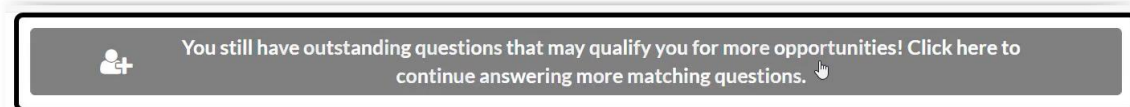
What is your current academic level?

N/A

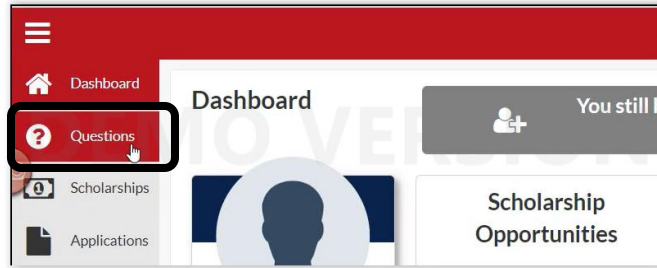
What is your expected academic level next academic year?

N/A

- ✓ If you have already completed the step above, but are logging back in, you might see a grey bar at the top of your screen. This reminder lets you know you have more questions to answer. This is good news!
 - If you're curious how many more questions you have, you can see the number of questions you need to update on your Dashboard.

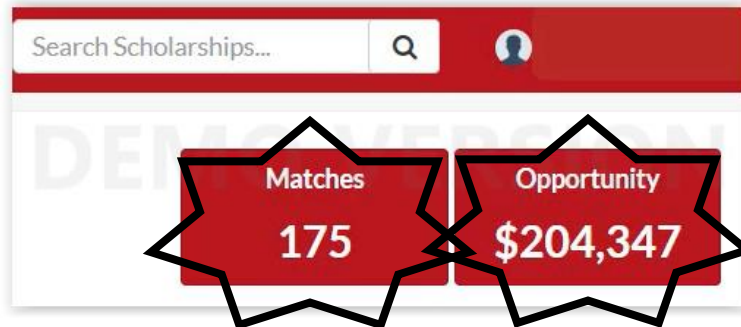


- ✓ If you would like to access past questions you have already answered, and ensure they are still accurate (it is important your answers stay up to date) you may do so by clicking on the “Questions Tab” at the top-right of the screen.
 - This will take you to your listing of questions and answers.
 - You may review your answers, see when they were last updated and select “Edit” if you would like to make any changes.

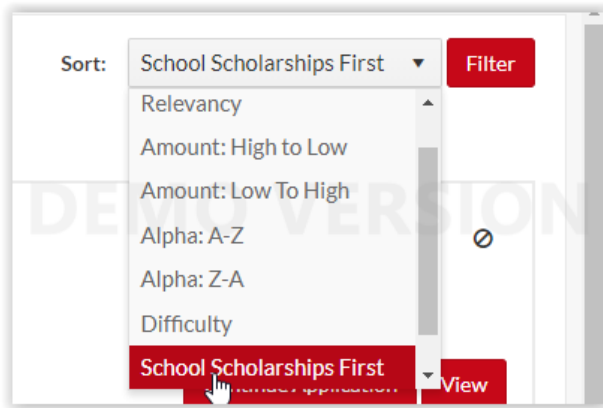


Question	Answer(s)	Last Answered	Edit
Are you currently or planning to attend medical school?	N/A	10/15/2018	
Do you have an interest in participating in an internship?	No	2/6/2020	
Do you have an interest in studying abroad?	No	2/6/2020	
Do you have financial need?	Yes	10/15/2018	

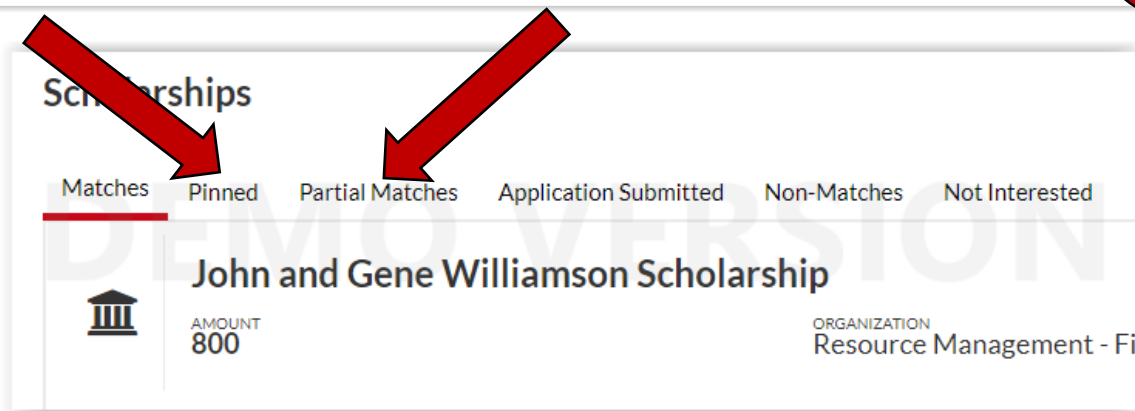
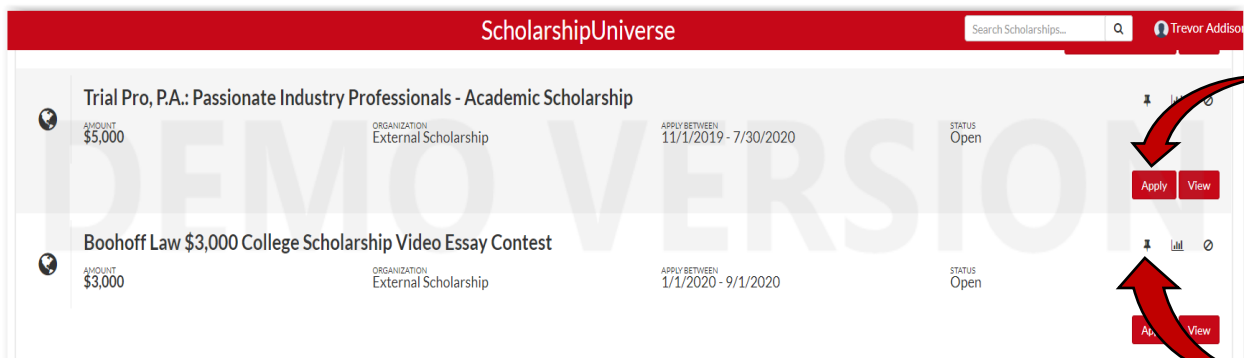
- ✓ As you answer questions and update answers, you will see your number of matches and funding opportunities fluctuate. This is a good visual of how many scholarships you have been matched with and the possible funding you could get if selected!



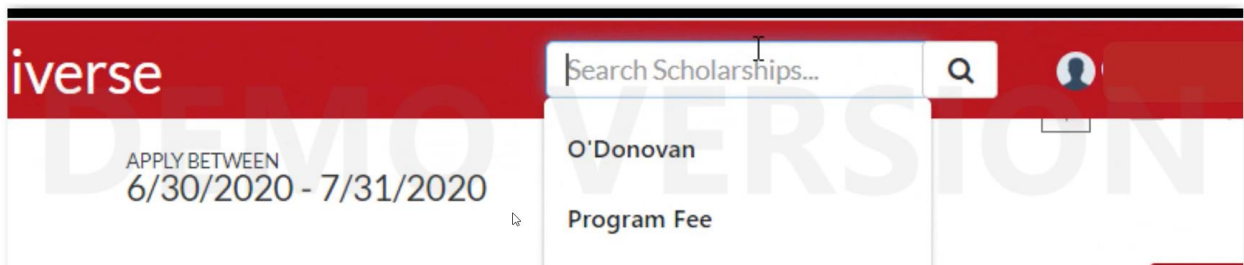
- ✓ After you have answered several profile questions, you will be asked if you would like to view your current scholarship matches, or, continue answering questions. If you choose to view your current scholarship matches, be sure you remember to come back and finish answering your profile questions later.
- ✓ When viewing your scholarship matches you may sort them by “School Scholarships First” – this will put GMC’s Foundation Scholarships you may be eligible for at the top of your list. To do this, click on the sort field at the top right of the page. Remember, Scholarship Universe also matches you to thousands of external scholarship as well!



- ✓ You may click “Apply” to begin the application process of any of the scholarships you are matched or partially match to. If you’re not yet ready to apply, you may “pin” scholarships to save them for later by clicking the thumb tack next to the scholarship.



- ✓ If there is a specific scholarship you would like to apply for, just enter it into the search bar at the top of the page. Scholarship Universe will pull up all of the awards that match your search.



CONGRATULATIONS! YOU’VE LEARNED HOW TO VIEW YOUR FOUNDATION AND EXTERNAL SCHOLARSHIP OPPURTUNITES AND THE DIFFERENT WAYS TO ORGANIZE THEM ALL!